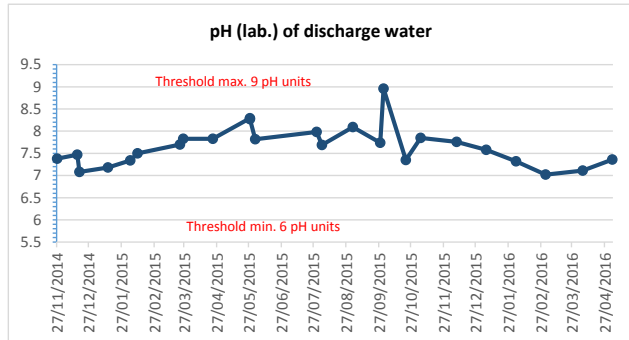
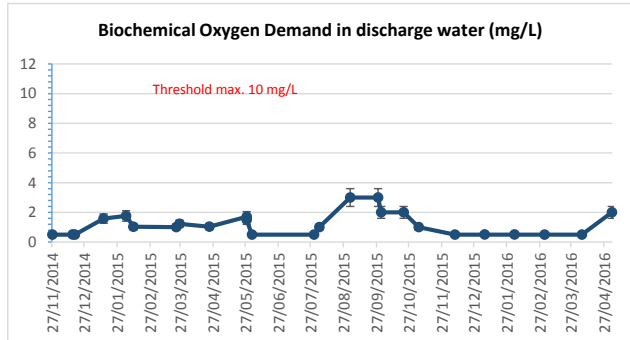
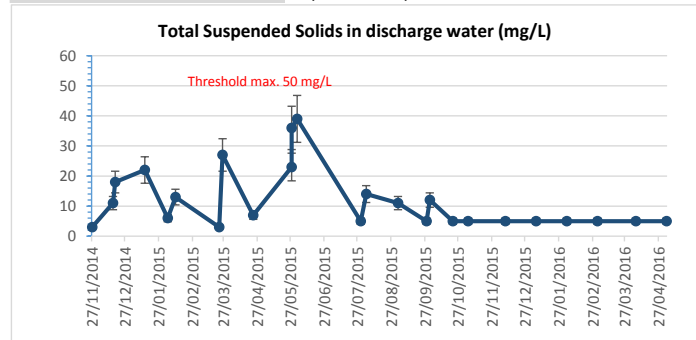


DCS2 - Discharge Point

Parameter	Discharge Consent Threshold	Detection limit (typical)	27/11/2014	16/12/2014	18/12/2014	14/01/2015	04/02/2015	Duplicate/DCS7	11/02/2015	Duplicate/DCS7	Duplicate	23/03/2015	26/03/2015	Duplicate	23/04/2015	Duplicate	28/05/2015	28/05/2015
Total Suspended Solids	50	10	3	11	18	22	6	<3	13	11	8	3	27	31	7	10	23	36
Biochemical Oxygen Demand	10	1	<1	<1	<1	1.58 [#]	1.76 [#]	1.61 [#]	1.03 [#]	<1	<2	<2	1.23 [#]	<2	1.04 [#]	<2	1.71 [#]	1.49 [#]
pH	>6 & <9	-	7.38	7.47	7.08	7.18	7.34 (7.00)	6.92	7.5 (7.48)	7.68	7.8	7.7	7.83 (8.54)	7.8	7.83	7.9	8.29	8.27
Total zinc ⁴	33.8	3	<18	<18	30	30	<18	<18	<18	<18	11.47	10.21	<18	30.07	<18	<3.73	17.8	14.6
Dissolved mercury ⁴	1.7	0.5	<0.1	<0.1	<0.1	<0.1	<0.1	<0.1	<0.1	<0.1	<0.2	<0.2	<0.1	<0.2	<0.1	<0.04	<0.01	<0.01
Dissolved cadmium ⁴	0.7	0.03	<0.6	<0.6	<0.6	<0.6	<0.6	<0.6	<0.6	<0.6	<0.09	<0.09	<0.6	<0.09	<0.6	<0.05	<0.1	<0.1
Dissolved iron ⁴	3.9	0.0047	<0.23	<0.23	<0.23	<0.23	<0.23	0.34	<0.23	<0.23	0.04908	0.03045	<0.23	0.8087	<0.23	0.18	<0.019	<0.019
Dissolved copper ⁴	16.2	3	12	10	<9	<9	<9	<9	<9	<9	9.065	7.101	10	2.202	<9	4.765	9.39	8.77
Dissolved chromium ²	8.1	0.2	<2	<2	2	7	2	<2	<2	<2	<0.68	<0.68	<2	<0.68	<2	<0.28	2.13	2.01
Chromium VI	N/A	2	<5	<5	<5	9	<5	<5	<5	<5			<5		<5		<30	<30
Chromium III	N/A	2	<30	<30	<30	<30	<30	<30	<30	<30			<30		<30		<30	<30
Dissolved nickel ³	20	0.2	<3	<3	6	14	10	<3	14	11	12.01	6.544	5	0.833	7	5.578	5.22	5.09
Dissolved arsenic ¹	50	0.9	1	<1	<1	3	4.8	1.1	5.1	4.3	6.23	2.971	7.9	1.929	2.5	2.214	16	13.7
Dissolved lead ³	7.2	0.4	<6	<6	<6	<6	<6	<6	<6	<6	<0.173	<0.173	<6	<0.173	<6	<0.12	<0.02	<0.02
Total hardness as CaCO3	N/A	1	123	137	132	135	137	24.1	150	146	139	136	106	114	147	159	140	148
Visible oil or grease	N/A	N/A	-	-	-	-	-	-	-	-	-	-	-	-	-	-	-	-

Notes:
 pH values presented in pH units. Values in brackets are field pH measurements. Total Suspended Solids, Biochemical Oxygen Demand, Total hardness & Dissolved iron concentrations are presented in mg/L, all other parameters are in µg/L.
^{1,2&3} Discharge Consent Threshold from The Water Framework Directive (Priority Substances and Classification) Regulations (Northern Ireland) 2011
¹ Annual mean value presented for 'Good Standard for rivers and freshwater lakes'
² Annual mean environmental standard for chromium III (4.7µg/L) plus annual mean environmental standard for chromium VI (3.4µg/L) presented for 'Good Standard for rivers and freshwater lakes'
³ Annual mean environmental standard (AA-EQS) value presented for priority substance and its compounds for all rivers and lakes
⁴ Department Specific

[#] BOD over diluted, therefore result indicative only ^Δ Container with headspace
Exceedance of threshold
Duplicate sample



Notes:
 Half detection limit used for graphing when parameter less than detect
 Error bars of 20% to reflect limit of acceptable duplicate reproducibility

02/06/2015	30/07/2015	04/08/2015	Duplicate	02/09/2015	28/09/2015	Duplicate	01/10/2015	22/10/2015	Duplicate	05/11/2015	Duplicate	09/12/2015	Duplicate	06/01/2016	Duplicate	03/02/2016	Duplicate	03/02/2016 Retest	Duplicate Retest	02/03/2016	Duplicate	06/04/2016	Duplicate	04/05/2016	Duplicate
39	<10	14	23	11	<10	12	12	<10	<10	<10	<10	<10	<10	<10	<10	<10	<10	-	-	<10	<10	<10	<10	<10	<10
<1	<1	1	8	3	3	3	2	2	1	1	<1	<1	1	<1	<1	<1	<1	-	-	<1	3	1	1	2	2
7.82	7.98	7.69 (8.41)	7.7	8.09	7.74	7.73	8.96	7.35	7.14	7.85 (7.53)	8.06	7.76 (7.28)	8.07	7.58 (7.05)	7.47	7.32 (7.10)	7.27	-	-	7.08 (7.02)	7.09	7.27 (7.11)	7.42	7.36 (7.07)	7.39
<18	4	6	14.59	13	28	31	7	12	10	5	5	13	12	9	9	33	35	30	30	13	11	19	18.6	<3	<3
<0.1	<0.01	<0.01	1.051	<0.01	<0.5	<0.5	0.5	<0.5	<0.5	<0.5	<0.5	<0.5	<0.5	<0.5	<0.5	<0.5	<0.5	-	-	0.6	<0.5	<0.5	<0.5	<0.5	<0.5
<0.6	0.13	0.06	0.121	0.36	0.2	0.21	0.25	0.16	0.21	0.24	0.14	0.43	0.19	0.25	0.12	<0.03	<0.03	-	-	<0.03	<0.03	<0.03	<0.03	<0.03	<0.03
<0.23	<0.0047	0.1384	0.9932	0.0082	0.5821	0.5538	0.3261	0.6625	0.6613	0.2782	0.2208	0.0352	0.0075	0.1227	0.2064	0.1852	0.2213	-	-	0.4409	0.3247	0.4914	0.4934	0.5691	0.596
<9	<3	<3	13.99	<0.3	5	5	4	<3	<3	<3	<3	<3	<3	<3	<3	<3	<3	-	-	<3	<3	<3	<3	<3	<3
<2	<0.2	<0.2	<0.68	0.6	<0.2	<0.2	0.2	<0.2	<0.2	<0.2	<0.2	1.4	<0.2	0.3	<0.2	0.7	<0.2	-	-	0.5	0.3	<0.2	<0.2	<0.2	<0.2
<5	<2	<2		<2	<2	<2	<2	<2	<2	<2	<2	<2	<2	<2	<2	<2	<2	-	-	<2	<2	<2	<2	<2	<2
<30	<2	<2		<2	<2	<2	<2	<2	<2	<2	<2	<2	<2	<2	<2	<2	<2	-	-	<2	<2	<2	<2	<2	<2
5	6.5	7	9.321	5.3	5	4.9	2.7	3.3	3.7	5.5	5.2	7.4	5.8	5.5	5.1	5.3	4.7	-	-	6.3	4.4	3	3	4.5	3.2
7.7	6.7	6.5	8.64	4.2	7.5	6.5	4.7	3.5	1.8	3.2	3.9	0.9	2.6	6.7	5.1	<0.9	<0.9	-	-	2.4	<0.9	<0.9	<0.9	2.5	6
<6	2.6	2.5	0.37	4.7	4.4	4.5	<0.4	1.9	1.8	3.6	2.8	6.5	3.8	3.3	4	<0.4	<0.4	-	-	<0.4	<0.4	<0.4	<0.4	<0.4	<0.4
141	179	175	183	163	157	157	93	167	168	197	198	200	202	208	207	195	193	-	-	171	170	189	191	190	212
-	-	-	-	-	-	-	-	-	-	-	-	-	-	-	-	-	-	-	-	-	-	-	-	-	-

DCS1 - Curraghinalt Burn upstream

Parameter	Detection limit (typical)	27/11/2014	16/12/2014	18/12/2015	14/01/2015	04/02/2015	11/02/2015	Duplicate	26/03/2015	23/04/2015	21/05/2015	28/05/2015	02/06/2015
Total Suspended Solids	10	<3	<3	<3	9	<3	<3	<2	18	<3	3	5	4
Biochemical Oxygen Demand	1	<1	<1	<1	1.87 [#]	1.39 [#]	<1	<2	1.23 [#]	<1	1.29 [#]	<1	<1
pH	-	6.7	6.75	7	6.9	7.23 (6.73)	6.8 (7.33)	8.2	6.81 (7.05)	6.99	7.19	7.7	6.57
Total zinc	3	<18	<18	<18	20	<18	<18	5.394	<18	<18	<18	7.49	<18
Dissolved mercury	0.5	<0.1	<0.1	<0.1	<0.1	<0.1	<0.1	<0.2	<0.1	<0.1	<0.1	<0.01	<0.1
Dissolved cadmium	0.03	<0.6	<0.6	<0.6	<0.6	<0.6	<0.6	<0.09	<0.6	<0.6	<0.6	<0.1	<0.6
Dissolved iron	0.0047	2.07	0.52	0.67	0.39	0.36	0.36	0.6633	<0.23	1.34	1.34	1.47	0.52
Dissolved copper	3	<9	<9	<9	<9	<9	<9	7.207	<9	<9	<9	2.56	<9
Dissolved chromium	0.2	<2	<2	<2	<2	<2	<2	<0.68	<2	<2	<2	0.956	<2
Chromium VI	2	<5	<5	<5	<5	<5	<5		<5	<5	<5	<30	<5
Chromium III	2	<30	<30	<30	<30	<30	<30		<30	<30	<30	<30	<30
Dissolved nickel	0.2	<3	<3	<3	<3	<3	<3	0.702	<3	<3	<3	0.913	<3
Dissolved arsenic	0.9	2.4	<1	<1	<1	1.3	<1	1.197	2	3.2	2.2	3.69	1.2
Dissolved lead	0.4	<6	<6	<6	<6	<6	<6	0.284	<6	<6	<6	0.315	<6
Total hardness as CaCO ₃	1	21.7	16.2	21.1	30.1	24.2	19.7	19	13.4	33.1	17.6	29.4	9.98
Visible oil or grease	N/A	-	-	-	-	-	-	-	-	-	-	-	-

Notes:

pH values presented in pH units. Values in brackets are field pH measurements. Total Suspended Solids, Biochemical Oxygen Demand, Total hardness & Dissolved iron concentrations are presented in mg/L, all other parameters are in µg/L.

[#] BOD over diluted, therefore result indicative only

^Δ Container with headspace

DCS3 - Curraghinalt Burn downstream

Parameter	Detection limit (typical)	27/11/2014	16/12/2014	18/12/2014	14/01/2015	04/02/2015	11/02/2015	26/03/2015	23/04/2015	21/05/2015	28/05/2015	02/06/2015	Duplicate
Total Suspended Solids	10	3	8	4	5	3	5	28	72	<3	18	9	3
Biochemical Oxygen Demand	1	1.08 [#]	<1	<1	1.65 [#]	1.91 [#]	<1	1.31 [#]	<1	1.25 [#]	1.22 [#]	<1	<2
pH	-	7.19	7.46	6.95	7.44	7.16 (6.93)	7.45 (7.2)	6.91 (7.31)	7.82	7.88	7.76	6.81	7.4
Total zinc	3	<18	<18	<18	20	<18	<18	<18	<18	<18	11.2	<18	36.51
Dissolved mercury	0.5	<0.1	<0.1	<0.1	<0.1	<0.1	<0.1	<0.1	<0.1	<0.1	<0.01	<0.1	<0.2
Dissolved cadmium	0.03	<0.6	<0.6	<0.6	<0.6	<0.6	<0.6	<0.6	<0.6	<0.6	<0.1	<0.6	<0.09
Dissolved iron	0.0047	1.78	0.54	0.65	0.38	0.25	0.25	0.24	0.8	1.13	1.03	0.52	1.485
Dissolved copper	3	<9	<9	<9	<9	<9	<9	<9	<9	<9	5.58	<9	19.83
Dissolved chromium	0.2	<2	<2	<2	6	<2	<2	<2	<2	<2	1.8	<2	1.017
Chromium VI	2	<5	<5	<5	8	<5	<5	<5	<5	<5	<30	<5	
Chromium III	2	<30	<30	<30	<30	<30	<30	<30	<30	<30	<30	<30	
Dissolved nickel	0.2	<3	<3	<3	<3	<3	4	<3	<3	<3	2.12	<3	6.816
Dissolved arsenic	0.9	2.1	<1	<1	<1	2	1.3	2.7	5.3	8.3	7.7	1.5	7.069
Dissolved lead	0.4	<6	<6	<6	<6	<6	<6	<6	<6	<6	0.187	<6	0.381
Total hardness as CaCO ₃	1	35.5	27.5	21	34.5	41.4	49.4	13.7	71.4	36.6	65.1	10.8	25
Visible oil or grease	N/A	-	-	-	-	-	-	-	-	-	-	-	-

Notes:

pH values presented in pH units. Values in brackets are field pH measurements. Total Suspended Solids, Biochemical Oxygen Demand, Total hardness & Dissolved iron concentrations are presented in mg/L, all other parameters are in µg/L.

[#] BOD over diluted, therefore result indicative only

^Δ Container with headspace

	28/07/2015	30/07/2015	04/08/2015	02/09/2015	01/10/2015	22/10/2015	05/11/2015	09/12/2015	06/01/2015	03/02/2015	02/03/2016	06/04/2016	04/05/2016
9	<10	<10	32	<10	<10	17	<10	<10	<10	<10	<10	<10	<10
1.49 ^{#Δ}	1	2	1	2	<1	2	2	1	<1	2	2	2	2
5.94 (6.49)	6.85	5.74 (8.36)	7.46	6.75	7.34	7.74 (7.54)	6.79 (6.49)	7.59 (6.64)	6.09 (4.82)	7.18 (6.87)	6.70 (6.71)	6.94 (7.5)	
14	8	7	8	7	6	28	4	4	20	8	4	<3	
0.51	<0.01	<0.01	<0.01	<0.5	<0.5	<0.5	<0.5	<0.5	<0.5	<0.5	<0.5	<0.5	<0.5
6.9	<0.03	<0.03	<0.03	<0.03	<0.03	0.09	0.03	<0.03	<0.03	<0.03	<0.03	<0.03	<0.03
1.2	2.569	2.046	6.269	6.646	5.39	4.41	1.131	1.276	0.3198	0.7347	0.7676	1.861	
9.6	<3	<3	4	<3	<3	4	<3	<3	<3	<3	<3	<3	<3
4.7	<0.2	0.6	1.2	0.4	<0.2	0.3	<0.2	<0.2	<0.2	<0.2	<0.2	<0.2	<0.2
<20	<2	<2	<2	<2	<2	<2	<2	<2	<2	<2	<2	<2	<2
<20	<2	<2	<2	<2	<2	<2	<2	<2	<2	<2	<2	<2	<2
3.1	0.7	1	1.6	1.3	0.3	0.7	<0.2	1.2	0.4	0.3	<0.2	<0.2	<0.2
2.8	2.5	2.6	4.6	5.9	2.8	<0.9	1.2	1.8	<0.9	<0.9	<0.9	<0.9	2.5
2.1	<0.4	<0.4	2.7	<0.4	<0.4	1.2	1.1	1.2	<0.4	0.6	<0.4	<0.4	<0.4
<15	229	12	23	30	24	37	7	12	18	16	9	21	
-	-	-	-	-	-	-	-	-	-	-	-	-	-

	28/07/2015	30/07/2015	04/08/2015	02/09/2015	01/10/2015	22/10/2015	05/11/2015	09/12/2015	06/01/2015	03/02/2015	02/03/2016	06/04/2016	04/05/2016
16	<10	<10	<10	<10	<10	10	<10	<10	<10	<10	<10	<10	<10
1.42 ^{#Δ}	1	2	1	1	<1	2	3	<1	<1	2	2	1	1
6.02 (6.28)	7.12	5.95 (6.40)	7.12	6.45	7.46	7.73 (7.5)	7.45 (6.5)	7.47 (6.68)	7.35 (5.77)	6.86 (7.14)	7.12 (6.77)	7.4 (7.25)	
13	9	7	9	7	8	17	4	6	18	8	4	<3	
<0.5	<0.01	<0.01	<0.01	0.6	<0.5	<0.5	<0.5	<0.5	<0.5	<0.5	<0.5	<0.5	<0.5
0.45	<0.03	<0.03	<0.03	<0.03	<0.03	0.07	<0.03	<0.03	<0.03	<0.03	<0.03	<0.03	<0.03
1.2	2.634	1.843	3.455	6.574	3.424	2.834	1.016	0.993	0.305	0.508	0.7319	1.043	
4.2	3	<3	3	<3	<3	7	<3	<3	<3	<3	<3	<3	<3
4.6	<0.2	<0.2	<0.2	<0.2	<0.2	0.9	<0.2	<0.2	<0.2	0.2	<0.2	<0.2	<0.2
<20	<2	<2	<2	<2	<2	<2	<2	<2	<2	<2	<2	<2	<2
<20	<2	<2	<2	<2	<2	<2	<2	<2	<2	<2	<2	<2	<2
4.6	0.7	0.4	2.4	1.4	2.3	2.5	<0.2	1.1	0.7	1	<0.2	1.8	
1.3	<0.9	2	3.4	6.5	3.9	3.6	2.8	5.3	1.3	<0.9	<0.9	2.1	
<1	1	0.7	1.2	0.9	<0.4	2.8	<0.4	0.8	2	<0.4	<0.4	<0.4	<0.4
<15	21	21	68	31	84	100	22	57	33	41	12	102	
-	-	-	-	-	-	-	-	-	-	-	-	-	-

DCS4 - Owenkillew River upstream

Parameter	Detection limit (typical)	27/11/2014	16/12/2014	18/12/2014	14/01/2015	04/02/2015	11/02/2015	26/03/2015	Duplicate	23/04/2015	Duplicate	21/05/2015
Total Suspended Solids	10	<3	<3	6	<3	<3	<3	42	43	<3	<2	6
Biochemical Oxygen Demand	1	<1	<1	<1	1.47 [#]	1.29 [#]	<1	2.57 [#]	8	<1	<2	1.95 [#]
pH	-	6.84	7.07	6.68	6.77	6.7 (5.92)	7.06 (8.15)	6.9 (8.54)	7.7	7.93	7.2	7.23
Total zinc	3	<18	<18	<18	<18	<18	<18	<18	9.716	<18	<0.63	<18
Dissolved mercury	0.5	<0.1	<0.1	<0.1	<0.1	<0.1	<0.1	<0.1	<0.2	<0.1	<0.03	<0.1
Dissolved cadmium	0.03	<0.6	<0.6	<0.6	<0.6	<0.6	<0.6	<0.6	<0.09	<0.6	<0.01	<0.6
Dissolved iron	0.0047	1.05	0.5	0.45	0.43	0.4	0.36	0.25	0.2771	0.56	0.806	0.53
Dissolved copper	3	<9	<9	<9	<9	<9	<9	<9	20.09	<9	0.445	<9
Dissolved chromium	0.2	<2	<2	<2	<2	<2	<2	<2	<0.68	<2	<0.58	<2
Chromium VI	2	<5	<5	<5	<5	<5	<5	<5		<5		<5
Chromium III	2	<30	<30	<30	<30	<30	<30	<30		<30		<30
Dissolved nickel	0.2	<3	57	<3	<3	<3	<3	4	6.45	<3	0.569	<3
Dissolved arsenic	0.9	<1	<1	<1	<1	<1	<1	4.8	5.032	1.5	1.399	1.4
Dissolved lead	0.4	<6	<6	<6	<6	<6	<6	<6	0.543	<6	<0.02	<6
Total hardness as CaCO ₃	1	28.8	24.3	19.1	25.1	31	27.9	17.6	21	37.5	38	23.7
Visible oil or grease	N/A	-	-	-	-	-	-	-	-	-	-	-

Notes:

pH values presented in pH units. Values in brackets are field pH measurements. Total Suspended Solids, BOD, Total hardness & Dissolved iron concentrations are presented in mg/L, all other parameters are in µg/L.

[#] BOD over diluted, therefore result indicative only

^Δ Container with headspace

DCS5 - Owenkillew River downstream

Parameter	Detection limit (typical)	27/11/2014	16/12/2014	18/12/2014	14/01/2015	04/02/2015	11/02/2015	23/03/2015	26/03/2015	23/04/2015	21/05/2015	Duplicate
Total Suspended Solids	10	<3	<3	8	<3	<3	<3	5	35	<3	<3	2
Biochemical Oxygen Demand	1	<1	<1	<1	1.61 [#]	1.37 [#]	<1	<2	2.59 [#]	<1	1.17 [#]	<2
pH	-	7.04	7.15	6.61	6.76	6.66 (5.54)	7.03 (7.45)	7.5	6.9 (6.77)	7.71	6.94	7.5
Total zinc	3	<18	<18	<18	<18	<18	<18	11.69	20	<18	<18	4.396
Dissolved mercury	0.5	<0.1	<0.1	<0.1	<0.1	<0.1	<0.1	<0.2	<0.1	<0.1	<0.1	<0.2
Dissolved cadmium	0.03	<0.6	<0.6	<0.6	<0.6	<0.6	<0.6	<0.09	<0.6	<0.6	<0.6	<0.09
Dissolved iron	0.0047	0.98	0.5	0.42	0.43	0.37	0.39	0.6379	0.25	0.58	0.56	0.5218
Dissolved copper	3	<9	<9	<9	<9	<9	<9	0.322	<9	<9	<9	2.819
Dissolved chromium	0.2	<2	<2	<2	<2	<2	<2	<0.68	<2	<2	<2	<0.68
Chromium VI	2	<5	<5	<5	8	<5	<5	<5	<5	<5	<5	
Chromium III	2	<30	<30	<30	<30	<30	<30	<30	<30	<30	<30	
Dissolved nickel	0.2	<3	<3	<3	<3	<3	<3	0.649	<3	<3	<3	0.997
Dissolved arsenic	0.9	<1	<1	<1	<1	1.2	<1	1.158	5	1.5	1.3	1.183
Dissolved lead	0.4	<6	<6	<6	<6	<6	<6	<0.173	<6	<6	<6	<0.173
Total hardness as CaCO ₃	1	29.3	23.8	18.2	25.3	31	27.1	35	17.2	41.6	23	25
Visible oil or grease	N/A	-	-	-	-	-	-	-	-	-	-	-

Notes:

pH values presented in pH units. Values in brackets are field pH measurements. Total Suspended Solids, BOD, Total hardness & Dissolved iron concentrations are presented in mg/L, all other parameters are in µg/L.

[#] BOD over diluted, therefore result indicative only

^Δ Container with headspace

02/06/2015	07/07/2015	28/07/2015	30/07/2015	04/08/2015	Duplicate	02/09/2015	01/10/2015	22/10/2015	05/11/2015	09/12/2015	06/01/2015	03/02/2015	02/03/2016	06/04/2016	04/05/2016
9	13	9	<10	12	3	<10	<10	<10	<10	11	<10	<10	<10	10	<10
1.28 [#]	2.47 [#]	1.95 ^{#Δ}	1	1	<2	2	1	2	2	1	1	1	2	2	1
6.79	(7.36)	6.1 (6.50)	6.68	7.28 (9.90)	7.4	7.79	6.45	7.46	7.65 (7.14)	6.83 (6.65)	7.1 (6.16)	7.08 (6.24)	7.19 (6.29)	7.2 (7.19)	7.08 (7.58)
<18	6.7	9.6	6	6	10.31	4	3	<3	3	5	4	10	6	4	<3
<0.1	<0.5	<0.5	0.04	<0.01	<0.2	<0.01	0.6	<0.5	<0.5	<0.5	<0.5	<0.5	<0.5	<0.5	<0.5
<0.6	<0.08	0.6	<0.03	<0.03	<0.09	0.05	0.14	<0.03	0.08	0.2	0.15	<0.03	<0.03	<0.03	<0.03
0.36	0.56	0.78	1.146	2.459	1.482	1.806	1.503	0.9033	1.269	0.7594	0.7784	0.242	0.6605	0.6255	0.6549
<9	1.1	3.2	<3	<3	11.24	<3	<3	<3	<3	<3	<3	<3	<3	<3	<3
<2	<1	5.8	<0.2	<0.2	<0.68	1	0.6	<0.2	<0.2	<0.2	0.3	<0.2	0.3	<0.2	<0.2
<5	<20	<20	<2	<2		<2	<2	<2	<2	<2	<2	<2	<2	<2	<2
<30	<20	<20	<2	<2		<2	<2	<2	<2	<2	<2	<2	<2	<2	<2
<3	<1	6.3	0.4	0.7	1.513	1.3	0.6	0.4	0.7	<0.2	1.6	0.8	<0.2	<0.2	<0.2
1.1	<1	1.2	2.4	2.4	3.454	2.2	2.8	1.6	<0.9	2.7	<0.9	<0.9	<0.9	<0.9	<0.9
<6	<1	<1	2.2	0.5	0.573	4	<0.4	<0.4	1.9	<0.4	<0.4	1.2	<0.4	<0.4	<0.4
16.2	30	<15	25	23	22	32	41	29	38	16	15	21	17	20	26
-	-	-	-	-	-	-	-	-	-	-	-	-	-	-	-

02/06/2015	07/07/2015	28/07/2015	30/07/2015	04/08/2015	02/09/2015	01/10/2015	22/10/2015	05/11/2015	09/12/2015	06/01/2015	03/02/2015	02/03/2016	06/04/2016	04/05/2016
<3	14	12	<10	<10	<10	<10	<10	<10	<10	<10	<10	<10	<10	<10
1.1 [#]	2.01 [#]	2.04 ^{#Δ}	1	2	1	1	<1	1	2	1	1	2	2	2
6.88	7.23 (7.41)	6.2 (6.96)	6.88	6.51 (7.41)	6.51	7.91	7.12	7.49 (7.11)	7.55 (6.66)	7.31 (6.49)	6.91 (6.22)	7.07 (6.32)	7.2 (7.23)	7.09 (7.7)
<18	8.8	11	7	5	5	<3	4	4	5	5	9	5	4	<3
<0.1	<0.5	<0.5	0.05	0.03	0.01	<0.5	<0.5	<0.5	<0.5	<0.5	<0.5	<0.5	<0.5	<0.5
<0.6	<0.08	0.5	<0.03	<0.03	0.19	<0.03	0.2	0.14	0.11	<0.03	<0.03	<0.03	<0.03	<0.03
0.38	0.63	0.83	1.241	2.749	1.835	1.938	1.312	1.37	0.7792	0.7899	0.2365	0.6817	0.6246	0.646
<9	<1	3.2	<3	<3	<3	<3	<3	<3	<3	<3	<3	<3	<3	<3
<2	<1	6.5	<0.2	0.3	1	<0.2	<0.2	0.3	<0.2	0.5	<0.2	0.8	<0.2	<0.2
<5	<20	<20	<2	<2	<2	<2	<2	<2	<2	<2	<2	<2	<2	<2
<30	<20	<20	<2	<2	<2	<2	<2	<2	<2	<2	<2	<2	<2	<2
<3	<1	7.1	0.5	0.8	1.4	0.5	0.6	0.9	0.5	1.1	0.9	<0.2	<0.2	<0.2
1.1	<1	1.2	2.4	5.4	<0.9	1.8	1.7	<0.9	<0.9	<0.9	<0.9	<0.9	1	<0.9
<6	<1	<1	2.4	<0.4	2.2	<0.4	2.1	<0.4	<0.4	<0.4	0.6	0.8	<0.4	<0.4
16.3	31	<15	27	21	36	43	30	41	16	18	22	18	21	29
-	-	-	-	-	-	-	-	-	-	-	-	-	-	-